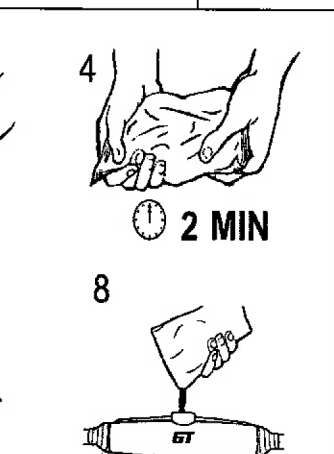
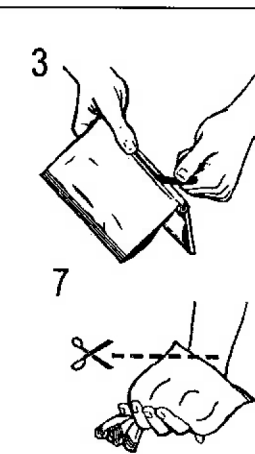
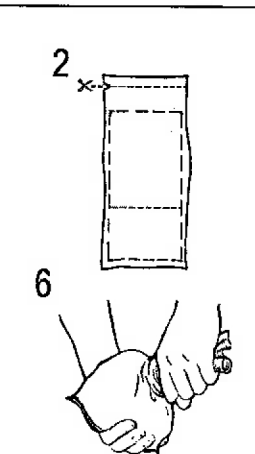
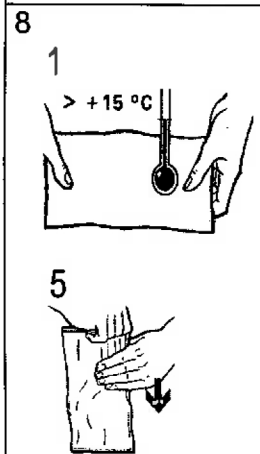
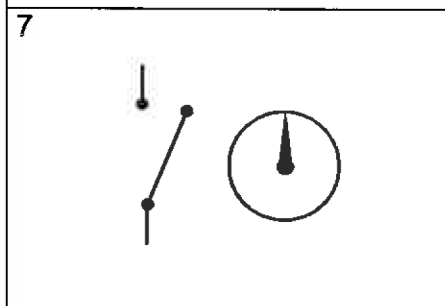
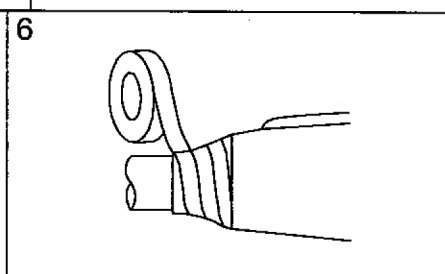
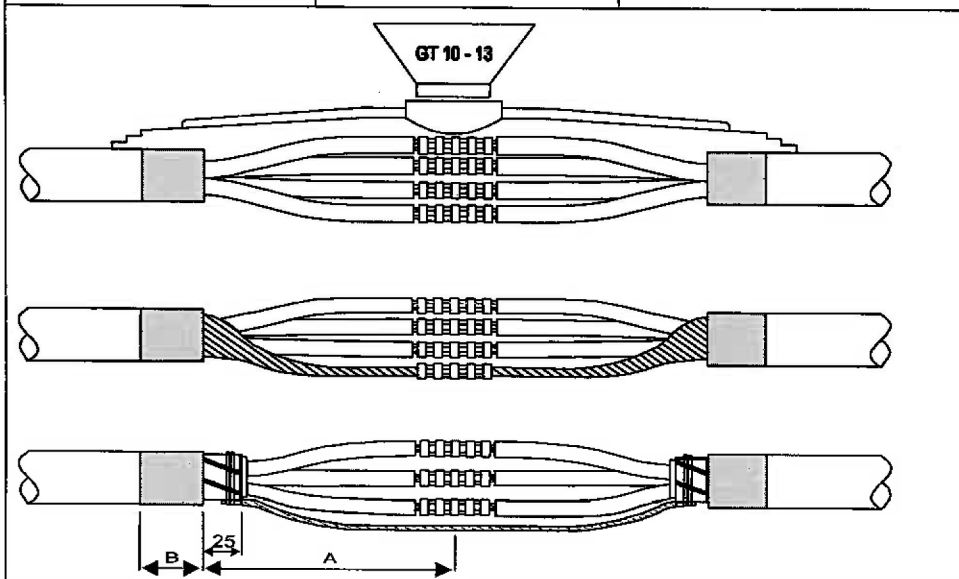
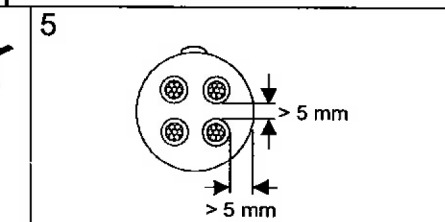
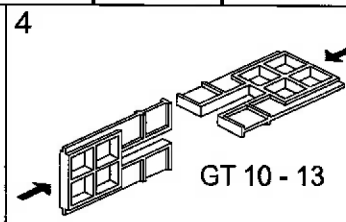
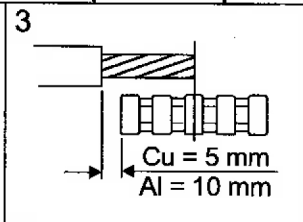
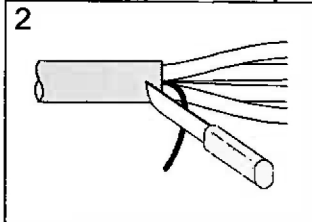
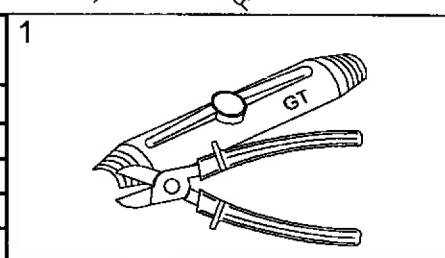


Manchon Type	D de - à mm	N(A)YY		N(A)YC(W)Y	A mm	B mm
		Section max. à mm ²				
GT 10	7 - 16	5 x 1,5	4 x 4		40	25
GT 11	8 - 25	4 x 16	5 x 6		55	30
GT 12	14 - 30	4 x 25	5 x 10	3 x 16/16	80	35
GT 13	23 - 36	4 x 50	5 x 16	3 x 25/25	115	40



- Liste de colisage**
- Boîtes
 - Gants de protection
 - Entonnoir
 - Couvercle
 - Ruban isolant
 - Résine à couler
 - Supports de distance
 - Instruction de montage

Instruction de montage pour Boîte de jonction avec résine à couler Type GT 10 à GT 13 5x1,5 mm² à 4x50 mm² U₀/U (U_m) 0,6/1 (1,2) kV

MA121833F © GT
Date: 2010-12-10
Modifiée: 2009-03-25
Signée: HS
Vérifiée: UP
Fabriqué en Allemagne